



Washoe Little League COVID-19 Game Safety Plan

This plan supplements the Washoe Little League 2021 ASAP: <https://washoelittleleague.org/wp-content/uploads/2021/02/2021-WLL-Safety-Plan.pdf>

Last Updated: 3/28/21

1. General Information

A. League Information:

- i. Washoe Little League
South Valley Regional Sports Complex
[15650 Wedge Pkwy](#)
[Reno, NV 89511](#)
Permit Days & Hours: Monday through Saturday; 5:00 PM – 9:00 PM

B. League Official Contacts:

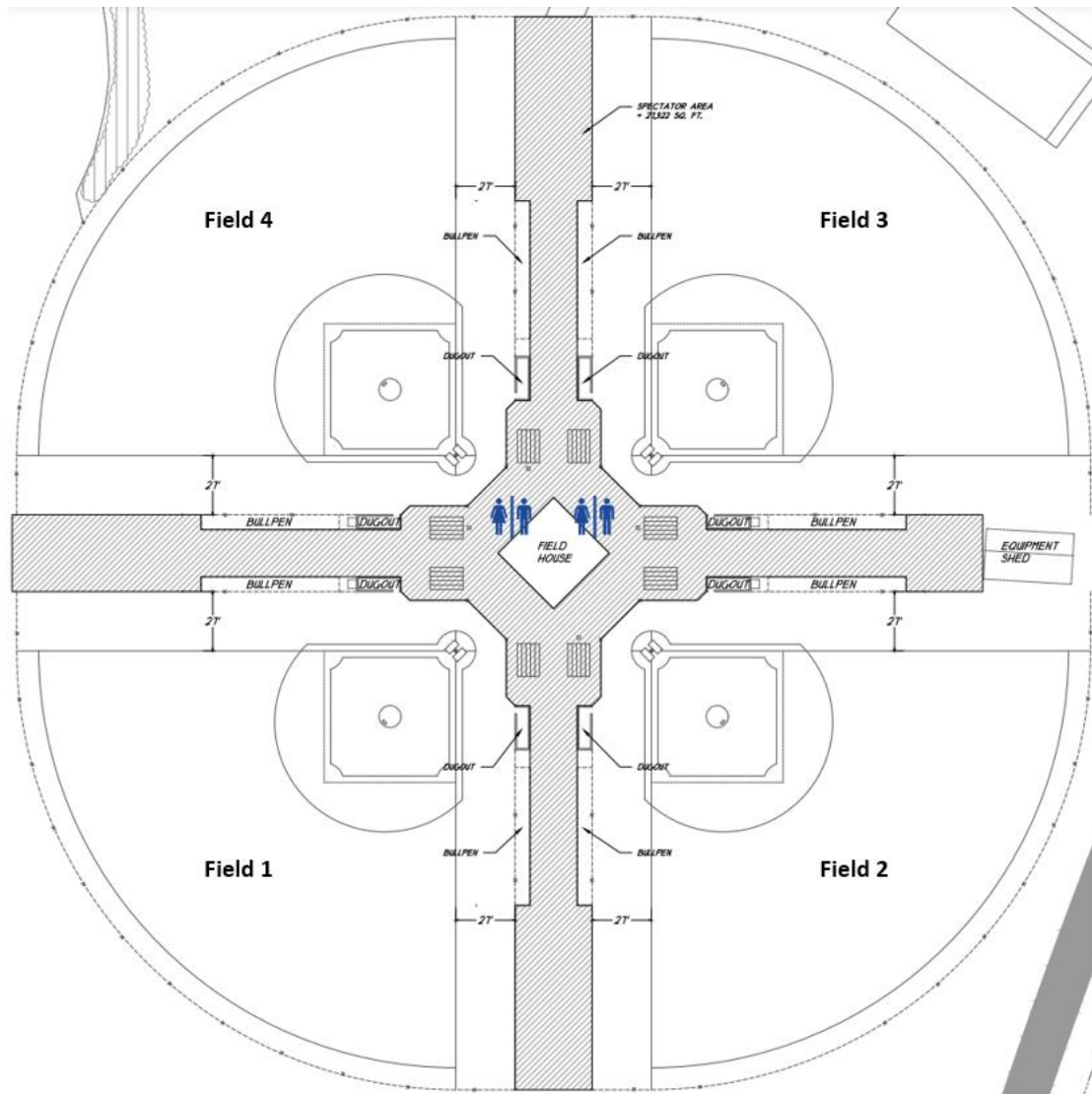
- i. Bodie Monroe, President: wll.league.of.champions@gmail.com
- ii. Brandon Etchemendy, Vice President
- iii. Jeremy Kreuzer, Vice President
- iv. Dan Gallagher, Safety Officer: safetyofficerwashoell@gmail.com

2. Baseball Complex Information

A. Facility Map:



Washoe



B. General Operations

- i. Bleachers will be marked for social distancing.
- ii. Bathroom occupancy is limited to one person at a time.
- iii. The snack bar will be open for single packaged items during game operations.

C. Capacity:

- i. Quad Complex Size & Capacity: Spectator area: 27,322 square feet; capacity 5,464 people. Fields are 27' away from the spectator area.
- ii. Game Capacity: There will be no more than 50 total people (players, managers, coaches, umpires) per field.
- iii. Spectators will be allowed to enter the complex. Total number of spectators will be limited to 250 people, [per Directive 37](#). Allowed spectators will be given wristbands to enter the complex. Social distancing and face masks are required. League officials will monitor total headcount.

Washoe

- iv. Allowed spectators per player will depend on the number of fields in use by division:
 - i. Rookie, A, AA = 1 spectator/player
 - ii. AAA, Majors = 2 spectators per player

D. Signage:

- i. Instructions will be posted at the south entrance disclosing capacity limits; prohibitions on entering a gathering if they are experiencing symptoms; hygiene and social distancing instructions, and face covering requirements.
- ii. Signage will be posted throughout the complex to reminding everyone to maintain 6 feet of distance, wear masks, wash hands, etc.
- iii. Examples:



3. Arrival

A. Arrival & Departure Timing

- i. Games shall be scheduled to allow at least a 30-minute break between the finish and start of subsequent sessions, to allow for departure and arrival without crowding.
- ii. Players, coaches, and umpires will be asked to arrive no earlier than 15 minutes prior to a game.
- iii. Parents will be informed of arrival procedures via email. If players arrive earlier than 15 minutes prior to a game, the assigned Officer of the Day (OOD) will ask the player to wait in their parent's car.
- iv. Parents will be informed to bring only their immediate household players and to not bring non-household players as a matter of carpooling.

4. Health Screening

Washoe

A. Adult COVID-19 Testing

- i. All managers, coaches, and umpires are required to take a COVID-19 test prior to the start of the fall game season in order to participate in league sanction games. ([NV Directive 034](#)).
- ii. Documentation: Results of the test will be documented by WLL Safety Officer, Dan Gallagher. Necessary documentation will be shared with Little League District Administrator and Washoe County officials.

B. Screening

- i. All managers, coaches, players, and umpires must stay home if they are feeling sick. All attendees are encouraged to self-screen before coming to the ball fields. [Self-screening tool](#)
- ii. Before each game, all coaches, players, and umpires will answer COVID screening questions via the TeamSnap app.

The screenshot shows a mobile app interface for a health check. At the top, there is a blue header with a 'Cancel' button on the left and 'Health Check' in the center. Below the header, there are four screening questions, each followed by 'Yes' and 'No' buttons. The questions are: 1. 'Have you experienced a fever of 100.4°F or greater in the past 14 days?' 2. 'Have you received a positive result from a COVID-19 test within the past 14 days?' 3. 'In the past 14 days, have you been in close contact with anyone that has or had symptoms of COVID-19 that required you to quarantine?' 4. 'In the past 14 days, have you experienced any of these symptoms that are not attributed to another health condition: cough, loss of smell or taste, runny nose, shortness of breath, or a sore throat?' At the bottom of the form, there is a blue bar with a white line, likely representing a home indicator or a navigation bar.

- iii. All game participants will have their temperature monitored via touchless thermometer. Individuals with a temperature over 100.4 will not be allowed entrance, documented with symptoms.
- iv. All attendees will have access to hand sanitizer in the complex.
- v. If a coach or umpire observes a player displaying symptoms, they must have the player stop playing immediately. A touchless thermometer is available to all managers. The manager will ask the player to find their parent and to leave the field and not return to play until 14 days later.

C. Documentation



- i. All managers, coaches, players, umpires, and league officials will have attendance and responses documentation via Team Snap. Compliance with the Team Snap Health Check will be monitored by will be the league President weekly.
- D. Confirmed Cases
 - i. If a managers, coach, player, umpire, or league official tests positive for COVID-19 or has been recently exposed, League officials will assess the timeline of exposure and potential team exposure on a case by case to determine further preventative actions.
 - ii. Individuals or their household members who test positive for COVID-19 should immediately isolate and seek medical care. Confirmed diagnosed and exposed individuals must home quarantine for 10 days and provide medical clearance before returning.
 - iii. If a manager, coach, or player tests positive for COVID-19 AND had recently been in close contact with their team, the entire team will be required to quarantine for 10 days with all games being cancelled until medically cleared to resume.

5. General COVID-19 Requirements

- A. Social Distancing & PPE Requirements
 - i. WLL Board Members, OODs, Managers, Coaches, and Umpires must wear face coverings over their nose and mouth the entire time.
 - ii. All managers, coaches, and umpires must maintain 6 feet of social distance from players whenever possible.
 - iii. Spectators must maintain 6 feet of social distance. Social distancing will be monitored and enforced by the WLL Officer of the Day (OOD).
 - iv. Players must wear a face-covering over their nose and mouth while not active in the game (ex. waiting for turn to bat). Face covering requirements will be enforced by managers, coaches, and WLL OOD.
 - v. Managers, coaches, and OOD will monitor and ensure players will keep proper social distance and not congregate before or after a game.
 - vi. No high fives, handshakes, or fist bumps are allowed. Managers, coaches, and players will tip their cap to acknowledge a good play.
 - vii. No team snacks allowed.
 - viii. Individuals who refuse to comply with social distancing and facemask requirements after being asked by the OOD to do so will be asked to leave the complex.
- B. Personal Hygiene
 - i. Managers, coaches, players, and umpires are expected to wash their entire uniform prior to each game. Personal equipment should be disinfected after each game.
 - ii. Hand sanitizer, containing at least 60% alcohol, and disinfecting wipes will be provided and accessible in every dugout. It is the OOD and Manager's joint responsibility that they are available once players arrive.
 - iii. Players are encouraged to use hand sanitizer after playing catch or handling the ball during a defensive half inning.
 - iv. All participants are encouraged to use hand sanitizer as much as desired to ensure cleanliness.

Washoe

- v. No spitting or eating seeds, gum, or similar products by anyone. This will be monitored by managers and the OOD.
- C. Equipment
- i. Game balls will be kept untouched 72 hours prior to each game.
 - ii. Enough clean games balls will be available to cycle clean balls in every half inning or every 30 minutes, whichever occurs first.
 - iii. Players cannot share personal equipment (bats, gloves, etc.). Players who need additional equipment (ex. helmet, catchers gear) will be issued league equipment to use for the entire fall season.
 - iv. Players are required to pick up and maintain their equipment in an orderly fashion whenever possible.
 - v. Players must bring their own water bottles. No team water or cups.
- D. Sanitization
- i. Cleaning Schedule: The assigned OOD, managers, coaches, and team volunteers will wipe down commonly used areas before each game and after the final games of the night.
 - ii. Commonly used cleaning areas:
 - a. Field entrance gate handles
 - b. Dugout gate handles
 - c. Equipment shed handles
 - d. Bathroom door handles
 - e. Bathroom sink handles and soap dispensers
 - f. Bathroom stall handles
 - iii. Field Prep: Managers & coaches must clean the handles of any shed equipment used to prepare the field with disinfecting wipes provided in the dugout before storing the equipment in the shed.
 - iv. Common-used equipment:
 - a. Rakes
 - b. Drags
 - c. Tamps
 - d. Batter box stencil
 - e. Chalk string
 - f. Chalker
 - v. Sanitization Supplies:
 - a. Hand Sanitizer: Hand Sanitizer supplied in each dugout will be at least 60% alcohol.
 - b. Disinfecting Wipes: [Clorox Disinfecting Wipes](#) or brands with similar strength approved by the EPA to kill coronavirus SARS-CoV-2 (COVID-19) will be used to wipe down common used areas. Contact time is 0.5 minutes.
 - c. Disposable facemasks will be available at the check-in table and in the field house. OODs will supply any participant who is required to have a face covering with a disposable facemask.

Washoe

- d. The WLL Safety Officer is responsible to ensure sanitization supplies are in stock and available before games.
- vi. Trash bins: In addition to trash bins provided around the complex, trash bins will be provided in each dugout. It is each individual's responsibility to throw away any personal trash.

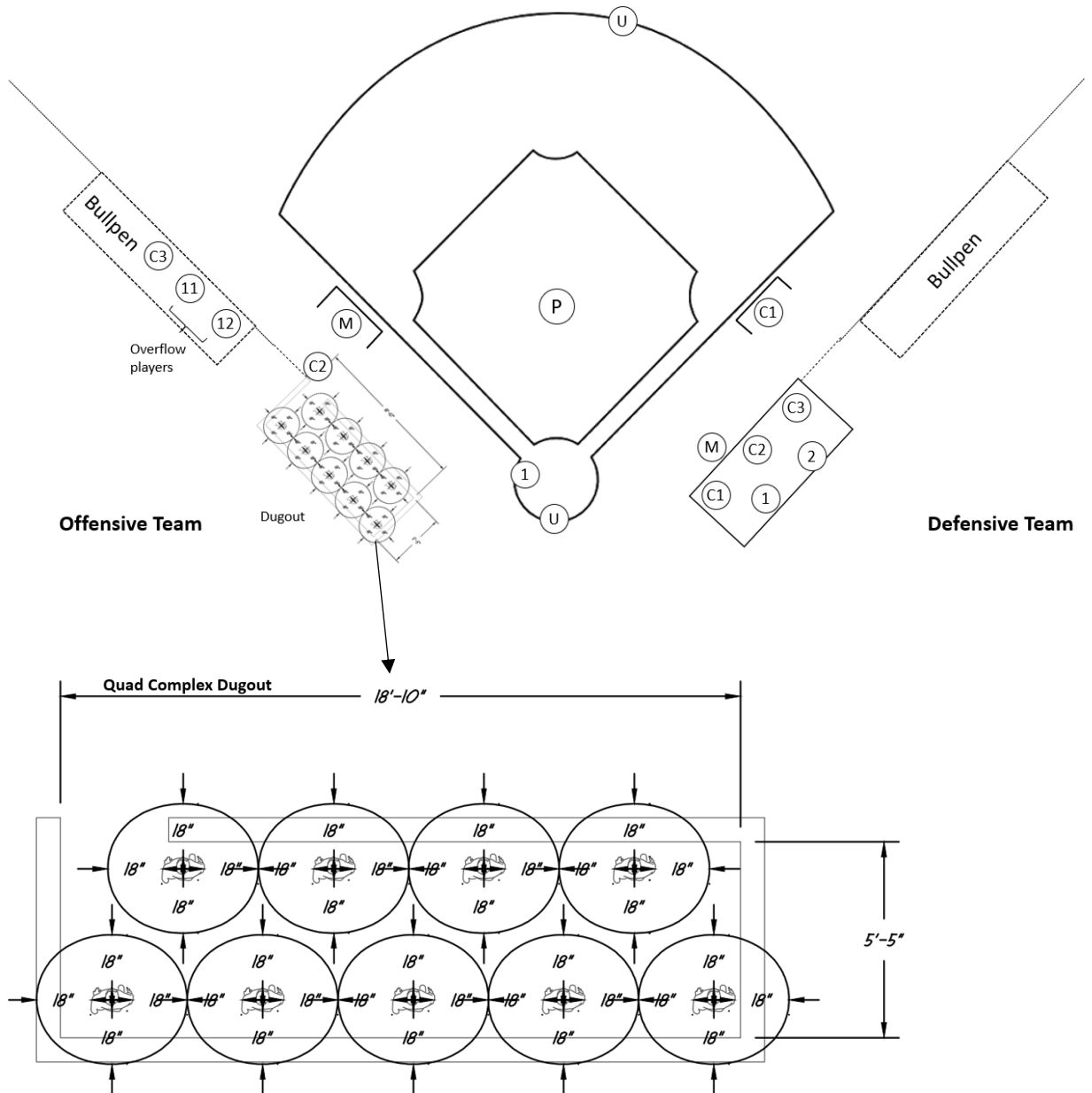
6. Practice Social Distancing Requirements

- A. Social Distancing Requirements
 - i. Dugouts will be closed for the Quad Complex fields and not in use during practice.
 - ii. Individual player equipment and bags must be placed 6 feet apart along a foul fence line.
 - iii. Coaches must maintain 6 feet of social distance from all players.
 - iv. Coaches should design practice plans to maintain social distancing requirements. Small group drills and use of cones for distancing reminders are encouraged.
- B. Equipment & Sanitation
 - i. Hand sanitizer and disinfecting wipes will be provided and accessible for every field in use.
 - ii. Players are encouraged to use hand sanitizer after playing catch or handling the ball during practice.
 - iii. Volunteers must clean the handles of any shed equipment used to prepare the field with disinfecting wipes.
- C. Batting Cages
 - i. Parents & Spectators: No parents or spectators near the batting cages during batting practice.
 - ii. Players
 - a. Only one player and one coach in a batting cage at a time.
 - b. All other players must wait 6 feet apart along the batting cage fence. A team coach will enforce social distancing.
 - c. After a player is done batting, the player must fully exit the batting cage before another player can enter.
 - iii. Coaches
 - a. Coaches must maintain 6 feet of social distance from all players.
 - iv. Equipment & Sanitation
 - a. Hand sanitizer and disinfecting wipes will be provided in every batting cage.
 - b. League issued bats must be cleaned with disinfecting wipes before a new player uses the equipment.

7. Game Social Distancing Requirements & Logistics

- A. Quad Complex (Fields 1-4)

Washoe

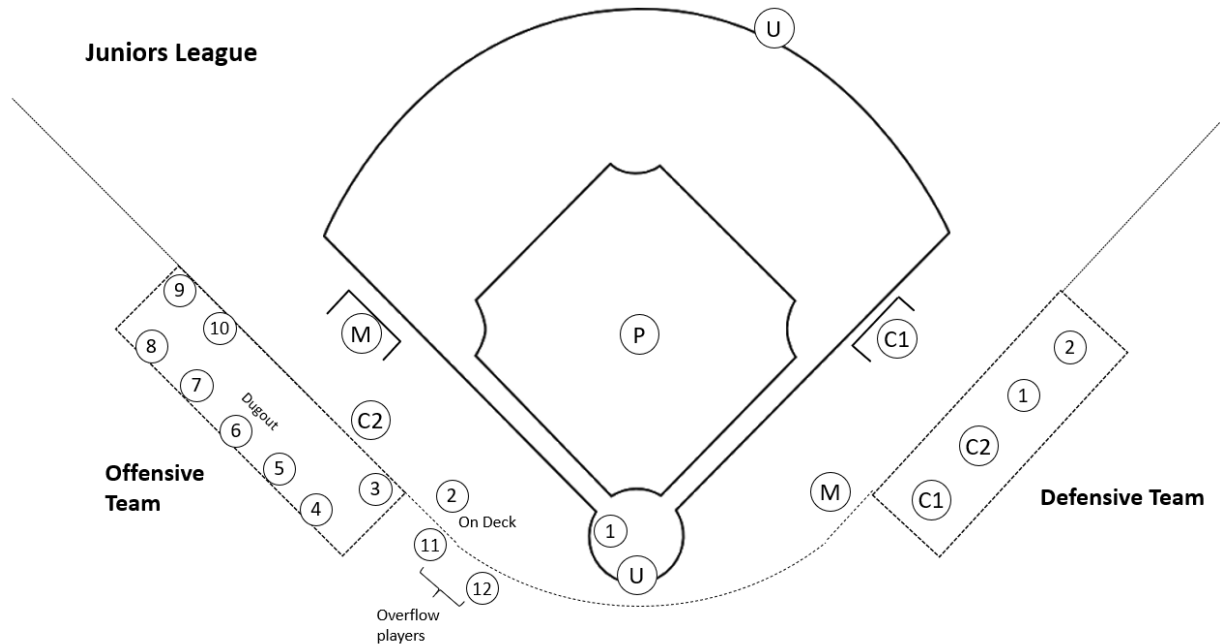


- i. There will be no more than 9 players allowed into a dugout at one time. Remaining players will socially distance in the bullpen area. Masks must be worn at all times while in the dugout.
- ii. Players
 - a. Field Arrival & Warm Up:
 - i. Personal equipment and belongings must be lined up along the outside of fence and a minimum of 6 feet apart.

Washoe

- ii. Players playing catch must be a minimum 6 feet apart from the player next to them and the player they are throwing to. This will be enforced by the team manager.
 - iii. Players must spread out 6 feet apart while stretching. This will be enforced by the team manager.
 - iv. Managers & coaches must spread players out vocally or by use of cones for any pre-game drill, warmup, or instruction.
 - b. Defensive Team
 - i. Defensive team can have up to 2 players in the dugout if those players do not have a defensive position in the defensive half inning.
 - c. Offensive Team
 - i. All bats, helmets, and catcher's gear will be stored in the dugout.
 - ii. No more than 9 players will be allowed in the dugout at any one time. Remaining players will socially distance in the bullpen area. Masks must be worn at all times while in the dugout.
 - iii. A coach near the bullpen will coordinate the number of player allowed in the dugout and direct overflow players to the bullpen.
 - iv. The on-deck batter may pick up the previous batter's bat by the barrel, not the handle, to return it to the dugout.
 - ii. Warming up pitchers: A coach, pitcher, and catcher can warm up in the bullpen area. If overflow players are in the bullpen, those players will shift into the dugout.
- iii. Coaches
 - a. Each team will have 4 total on-field coaches (includes the manager).
 - b. Defensive Team
 - i. Manager will sit outside the dugout. Remaining coaches will be allowed socially distanced. Additional coaches will watch from the bullpen.
 - ii. Manager will sit just outside of the dugout giving adequate space for those entering the dugout.
 - iii. Pitching visits: Coaches will maintain 6 feet of distance during pitching visits.
 - c. Offensive Team
 - i. Base coaches: Base coaches will remain in a marked coach's box. Base coaches must always maintain 6 feet distance from base runners or defensive players.
 - ii. A coach in the bullpen and near the dugout will overflow players.
- iv. Umpires
 - a. Home umpire will stand behind the catcher with a mask on at all times.
 - b. Field umpire will maintain 6 feet of distance to any player.

B. Juniors League (Big Field)



i. Players

a. Field Arrival & Warm Up:

- i. Personal equipment and belongings must be lined up along the outside of fence and a minimum of 6 feet apart.
- ii. Players playing catch must be a minimum 6 feet apart from the player next to them and the player they are throwing to. This will be enforced by the team manager.
- iii. Players must spread out 6 feet apart while stretching. This will be enforced by the team manager.
- iv. Managers & coaches must spread players out vocally or by use of cones for any pre-game drill, warmup, or instruction.

b. Defensive Team

- i. Defensive players that do not have a defensive position in the defensive half inning will sit in the open-air dugout 6 feet apart with masks on.

c. Offensive Team

- i. All bats, helmets, and catcher's gear will be stored in the dugout.
- ii. Players will be spread out in the open-air dugout 6 feet apart with masks on. If 6ft of distance cannot be maintained, up to 2 players must be stationed outside the field entrance gate. Coaches are responsible for maintaining social distancing in the dugout.
- iii. The on-deck batter may pick up the previous batter's bat by the barrel, not the handle, to return it to the dugout.

ii. Coaches

- a. Each team will have 4 total on-field coaches (includes the manager).

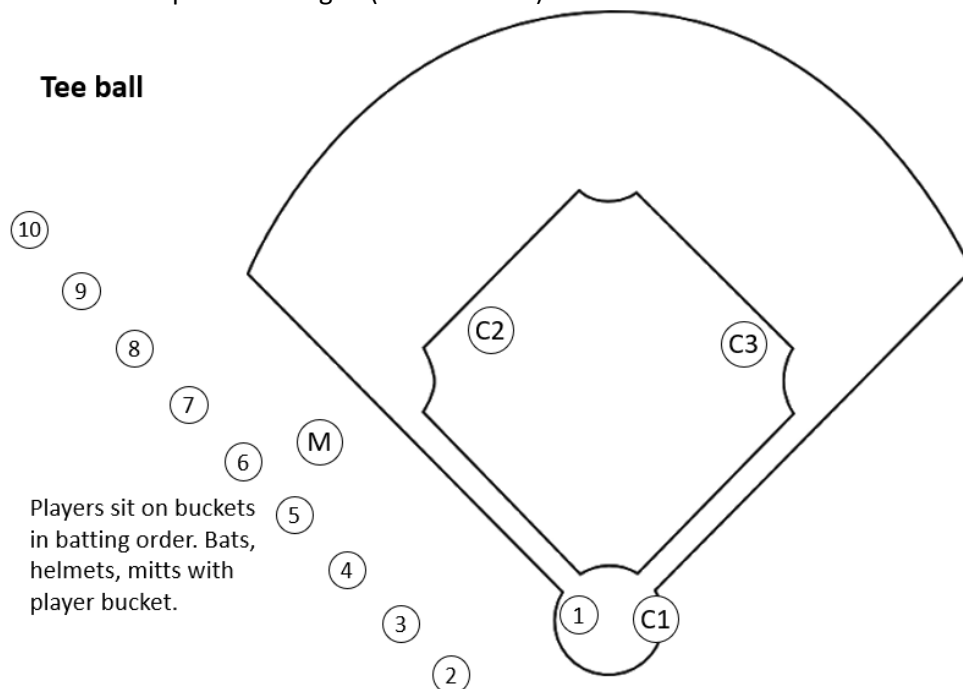
b. Defensive Team

- i. Coaches will be allowed in the dugout spread out in the open-air dugout 6 feet apart with masks on.

Washoe

- ii. Manager will sit just outside of the dugout giving adequate space for those entering the dugout.
- iii. Pitching visits: Coaches will maintain 6 feet of distance during pitching visits.
- c. Offensive Team
 - i. Base coaches: Base coaches will remain in a marked coach's box. Base coaches must always maintain 6 feet distance from base runners or defensive players.
 - ii. A coach near the dugout will coordinate the batting order and must maintain 6 feet of distance from players.
- iii. Umpires
 - a. Home umpire will stand behind the catcher with a mask on at all times.
 - b. Field umpire will maintain 6 feet of distance to any player.

C. Tee ball & Developmental League (Tee Ball Field)



- i. Buckets will be spread out 6 feet apart along the side of the field. Parents or spectators can sit along the outfield of the tee ball field but not near the teams. Each team will have 3 on-field coaches and one team parent helping with players.
- ii. Players
 - a. Field Arrival & Warm Up:
 - i. Personal equipment and belongings must be placed next to the player's bucket.
 - ii. Players must spread out 6 feet apart while stretching and warming up. This will be enforced by the team manager.
 - iii. Managers & coaches must spread players out vocally or by use of cones for any pre-game drill, warmup, or instruction.

Washoe

- b. Defensive Team
 - i. Players will be positioned at traditional position and spread out in the outfield. Coaches will be on the field to instruct and keep players distanced.
 - ii. Coaches need to consistently remind the players to let one player field any hit ball and avoid situations where all players go for the ball at once.
 - iii. No catchers will be used for the season.
- c. Offensive Team
 - i. Coaches and team parent are responsible to make sure players do not share bats or helmets.
 - ii. A coach or team parent will be responsible for maintaining social distance and returning bats to player's buckets while the team is on offense.
 - iii. If a player needs a bat or helmet, the league will assign equipment for the duration of the season.

8. Post-Game/Practice Procedures

- A. Sanitization Procedures
 - i. Managers & coaches must clean the handles of any shed equipment used to clean up the field with disinfecting wipes provided in the dugout before storing the equipment in the shed.
 - ii. OODs, Managers & coaches must clean the fence handles to all gates (field entrance, dugout entrance, bullpen entrance) field with disinfecting wipes.
 - iii. Players, coaches, and umpires must use hand sanitizer before leaving the field at the end of the game.
- B. Exiting Procedure
 - i. All players must exit the complex to parents within 15 minutes after the conclusion of the game.
 - ii. All managers, coaches, umpires must exit the complex within 15 minutes after completing necessary field tear-down and sanitization.
 - iii. OODs will be responsible for the timely exit of all managers, coaches, and players to ensure no congestion for subsequent games.

9. Volunteer Training

- A. All managers, coaches, WLL Board Members will be trained on the basics of PPE usage and disinfecting procedures at a Safety meeting prior to the start of the season by the Safety Officer. Training will include a walkthrough of specific supplies, cleaning areas, and procedures.